



ODECA s.r.l.

Industrial weighing system

Member of CISQ Federation



CERTIFIED MANAGEMENT SYSTEM
ISO 9001

COMITATO
Co Me LAB
COSTRUTTORI METROLOGIA LABORATORI


COMUFFICIO


CONFCOMMERCIO
IMPRESE PER L'ITALIA



Odeca PC Recorder

USER MANUAL

ODECA s.r.l.

Via dell'Industria, 20 - 21044 Cavaria (VA) Italy

Tel. +39 0331 219156 - Fax +39 0331 218366 - email: software@odeca.it

Cap. Soc. € 26.000,00 I.V. - P.IVA / C.F. 02476780123 - R.E.A. 260729 - Reg. Imp. VA-1999-754 - Registro A.E.E. IT08020000002039

Azienda certificata UNI EN ISO 9001:2008 - Approvazione Metrica CE n. I-VA-004

Index

OPC Recorder software installation	3
Software activation	4
Software description	5
Odeca scale settings	6
Database settings	7
Weight management	8
Transaction table	9
Minimum requirements	10
Special requirement to share database	10
License agreement (EULA)	11

OPC recorder software installation

WARNING: Before installing the software check compatibility with the minimum hardware and software requirements.

Before launching the software installation procedure enable the features . NET Framework 2.0, . NET Framework 3.0 e . NET Framework 3.5 in the Windows feature menu.

Start the installation of the OPC Recorder software through the setup (setup.exe) downloaded exclusively from the official website www.odeca.it. The setup installer installs all software prerequisites if the target machine is compatible.

Start the installation from the OPC_Standalone.msi installer only if all software prerequisites are already met.

In order to complete the installation process you must read and accept the license agreement (EULA) of the software found at the bottom of this manual.

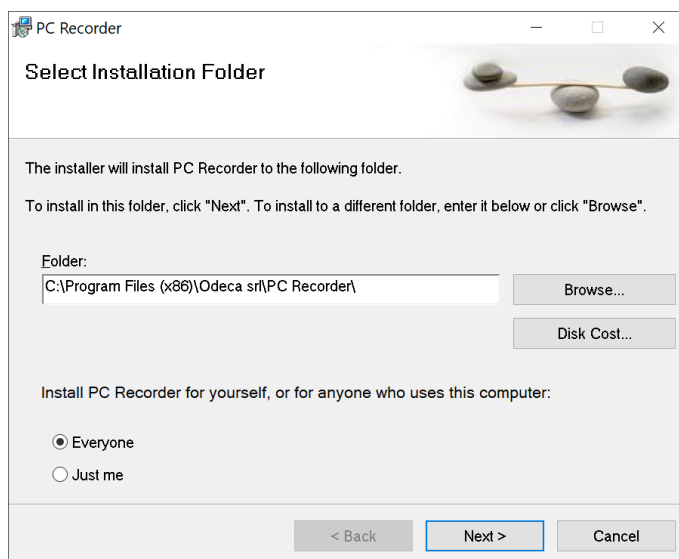
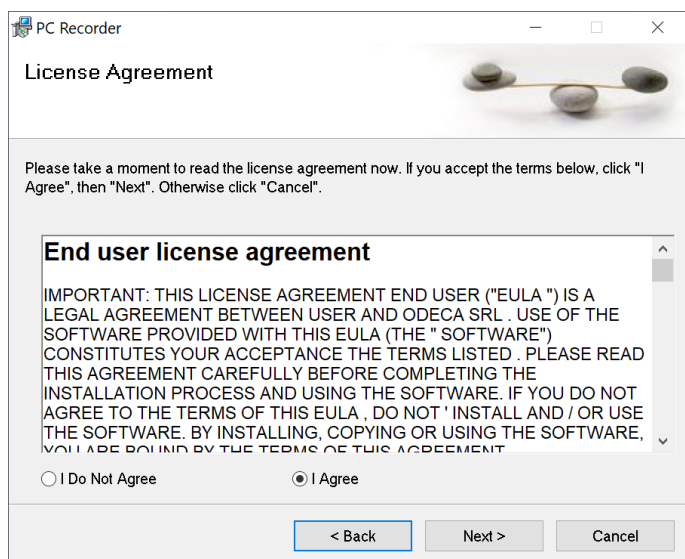
If the license agreement is not accepted, the installation will be interrupted and the installer will be closed.

Following acceptance of the contract, the installation folder of the OPC Recorder software can be set.

The default installation folder is:

C:\Program Files (x86)\Odeca srl\PC Recorder\

During the application setup you can choose whether to install the program for all Windows users or only for the current user.



Software activation

At the first start of the software you will be asked to enter a license key.

The license code is strictly related to the machine hardware identifier, it cannot be used to activate multiple copies of the same software.

The activation code is provided exclusively by Odeca S.R.L. or an authorized reseller.

The software can be activated temporarily through a temporary license code of maximum 30 days. The temporary license is provided exclusively by Odeca S.R.L. or an authorized reseller.

If the activation code used is temporary, the activation window will be displayed every time the application starts.

Attivation of OPCR manager - (Copyright © Odeca srl 2021)

Activation Code :	- - -	Activate software
--------------------------	-----------	--------------------------

ID Code :
U8KV9-JW7JX-L9VK8-8J7WI

Company Name :

Email :

Obtain activation via email :

Get activation code



Enter your email and company name in the appropriate boxes. If you have an Internet connection, you can take the ACTIVATION CODE clicking on the "Request Activation". If you do not have an internet connection you can request the code by telephoning ODECA SRL.

After receiving the ID CODE ODECA SRL will soon provide the activation code of the software.

Activate later

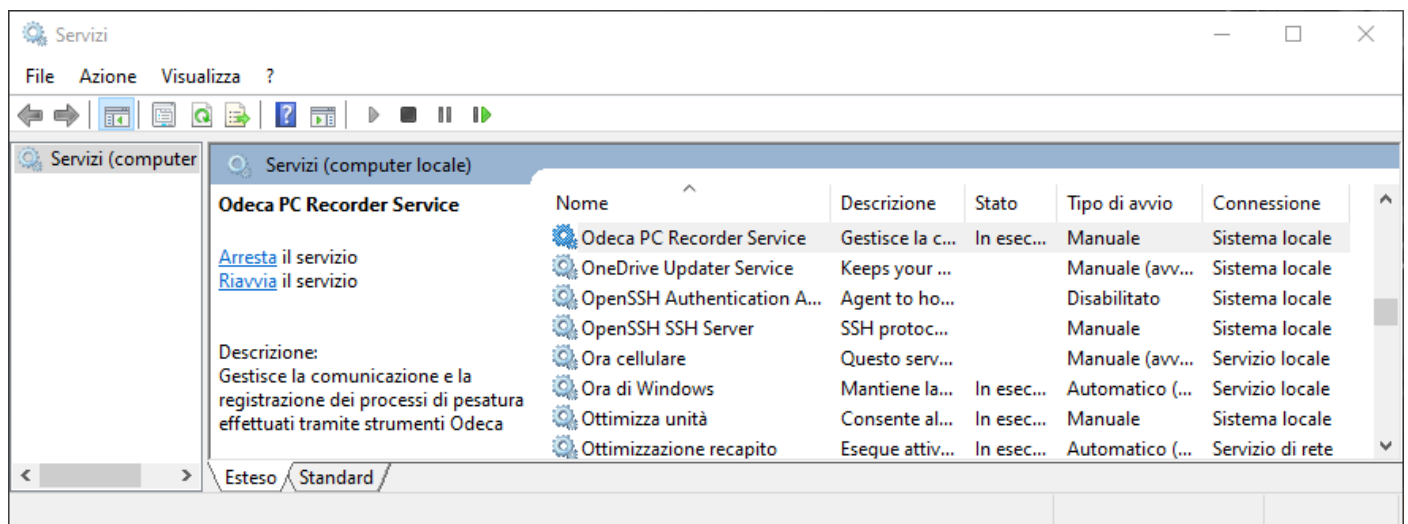
Odeca S.r.l. via dell'Industria, 20 - 21044 Cavarina (VA) Tel. 0331.219156 - 0331.218844 Fax 0331.218366

Software description

PC Recorder software is divided into 3 application areas:

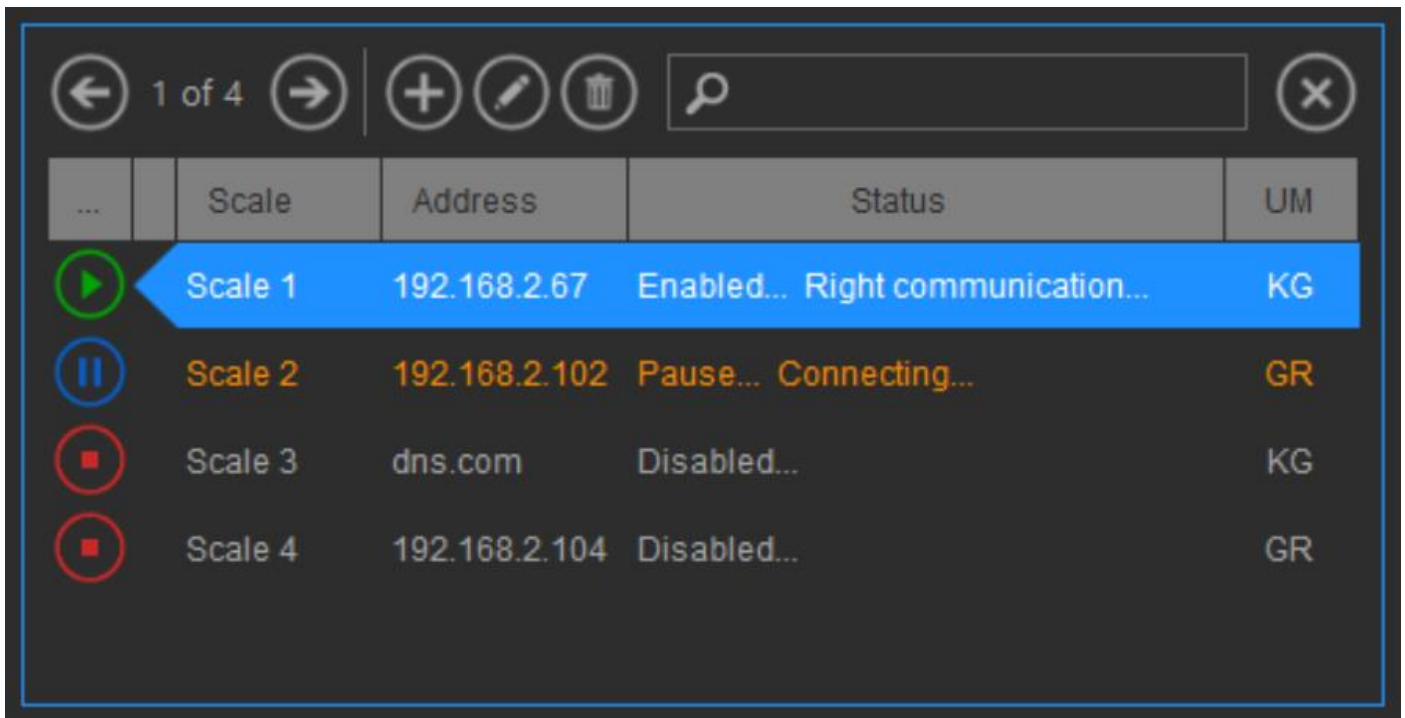
- An Odeca PC Recorder Service (A service) that manages communication between your computer and Odeca balances over an Ethernet network.
- An application manager (OPCR Manager) responsible for configuring balances and storage settings.
- A client application (OPCR Client) used to view the recorded weighing.

If the automatic execution of the Odeca PC Recorder Service is enabled, the service will start automatically when the computer starts, you do not need to login with your Windows user to start weighing recording.



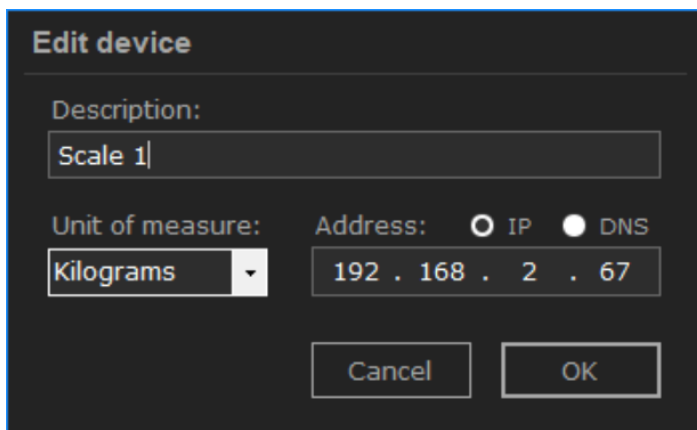
Odeca scale settings

To set up the communication between the OPCR Service and the Odeca scales, it is necessary to set each balance via the Manager application.



...	Scale	Address	Status	UM
	Scale 1	192.168.2.67	Enabled... Right communication...	KG
	Scale 2	192.168.2.102	Pause... Connecting...	GR
	Scale 3	dns.com	Disabled...	KG
	Scale 4	192.168.2.104	Disabled...	GR

The appropriate button opens the relevant window where you can specify a Description of the balance itself (by default Balance 1, Balance 2...), the unit of measurement choosing between Kilograms and Grams and the IP address (or DNS)



Edit device

Description:
Scale 1

Unit of measure: Kilograms

Address: ☐ IP ☒ DNS
192 . 168 . 2 . 67

Odeca balances must be connected to the same network as the computer on which the software is installed and the communication protocol must be set to "Request" on each weighing instrument.

To start the communication between the service and the tools you need to set the status of the communication to "ACTIVE".

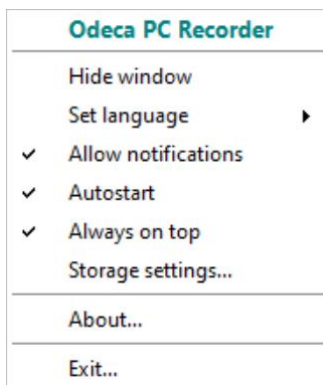
Communication between the service and the tools can be:



- **ACTIVE:** TCP communication and weighing storage is active. If the balance is not reachable, the service takes over the connection.
- **PAUSE:** the TCP connection is active but the storage of the weighs is suspended. If the balance is not reachable, the service takes over the connection.
- **DISABLE:** No connection is made and the network resources of the weighing instrument are released.

Database settings

The PC Recorder application relies on SQL Local DB databases, however you can choose to use a shared Microsoft SQL database to make stored data accessible from other locations.



To access the software's storage settings you need to right-click on the program icon in the notifications area of the start bar then select Storage Settings...

By selecting storage settings, the Manager application automatically searches for reachable Microsoft SQL servers.

If the shared database usage checkbox is activated, the information required to connect to the DB instance will be asked otherwise the localdb service installed during the program setup will be used.

If the direct file export checkbox is activated, the weighings will be written to the set file (as well as to the local or shared DB).

The decimal separator can be set as **Dot** or (default) **Comma**, this will be used at the time of weighing recording.

Weight management

The Odeca PC Recorder Client program allows you to view the recorded weighing.

The weighing list must be updated manually via the refresh button located in the menu at the top of the main screen.

Stored transactions can be filtered through a range of dates, servers, balances, and codes associated with the transactions.

The total printed and viewable at the bottom of the main screen refers to the only weightings displayed: it is calculated taking into account the filters set.

The printing and export operations to files are referred to filtered weighing only: only the transactions displayed can be exported or printable. The export can be done on Excel files (XLS and XLSX), CSV or TXT text files.

Nr.	Date/Time	Net (kg)	Tare (kg)	Gross (kg)	Asw	Pieces	Code 1	Code 2	Device	Server
109	2/16/2024 8:25:01 AM	1.400	1.200	2.600	0.000000	0			Scale 2	MSI-TV
75	2/16/2024 8:27:07 AM	18.450	5.750	24.200	0.000000	0			Scale 1	MSI-TV
76	2/16/2024 8:27:26 AM	23.300	4.850	28.150	0.000000	0			Scale 1	MSI-TV

Unsaved changes... TOT. GROSS : 54.95 kg TOT. TARE : 11.8 kg TOT. NET : 43.15 kg TOT. PIECES : 0

Client software settings allow you to

- Change the interface theme by choosing between light or dark depending on your needs or preferences.
- Choose the printer to use for printing reports from all available printers.
- Rename the free fields Code 1 and Code 2 as you need.
- Change Database settings.
- Select which fields to make visible when browsing stored transactions.

Transaction table

If you use a shared Microsoft SQL Server database, the related transaction table (Transactions) is populated by the OPCR Service while the OPCR Service records the weighing.

The Transactions table provides access to information such as:

Data type	Column name	Description
datetime	DateTime	Date and time of transaction acquisition
real	Net	Net weight expressed in the set unit
real	Tare	Tare expressed in the set unit
real	Gross	Gross weight expressed in the set unit
nvarchar(50)	Code_1	Code or free text 1
nvarchar(50)	Code_2	Code or free text 2
int	Progressive	Progressive weighing or fiscal memory code
int	Platform	Scale number if multi-platform
real	Pieces	Number of pieces or amount
real	Pmu	Average unit weight or price
nvarchar(50)	Device	Scale description
nvarchar(50)	Workstation	Server of the data storage
bit	Managed	Free flag available to the programmer

Minimum requirement (Destination PC)

Operating system	Windows 8, 8.1 Windows 10 Windows 11
Server operating system	Windows Server 2019 Windows Server 2016 Windows Server 2012 R2 Windows Server 2012 (only 64 bit)
RAM (minimum – recommended)	4 GB – 8 GB
Speed processor (minimum – recommended)	1.75 Ghz – 2.5 Ghz
Ethernet network	
Disk space	Can change based on O.S. (min 45 MB)

Special requirement to share database

Microsoft SQL Server service active on the local network and reachable from the PC or server on which the software will be installed

Empty database installed on the Microsoft SQL Server active

End user license agreement

IMPORTANT: THIS LICENSE AGREEMENT END USER ("EULA ") IS A LEGAL AGREEMENT BETWEEN USER AND ODECA SRL . USE OF THE SOFTWARE PROVIDED WITH THIS EULA (THE " SOFTWARE") CONSTITUTES YOUR ACCEPTANCE THE TERMS LISTED . PLEASE READ THIS AGREEMENT CAREFULLY BEFORE COMPLETING THE INSTALLATION PROCESS AND USING THE SOFTWARE. IF YOU DO NOT AGREE TO THE TERMS OF THIS EULA , DO NOT ' INSTALL AND / OR USE THE SOFTWARE. BY INSTALLING, COPYING OR USING THE SOFTWARE, YOU ARE BOUND BY THE TERMS OF THIS AGREEMENT.

1. PROPERTY . ODECA SRL is the owner and holder of the copyright of the Software. The license does not grant you any right or property in respect to the Software . The term " you" means the company , entity or individual who has purchased the license.

4. COPYRIGHT . ODECA SRL is entitled to all the rights relating to the Software , including, without limitation, intellectual property rights , which are protected by laws and international treaties on copyright and intellectual property. The Software is not sold, but is licensed . The user acknowledges and agrees that the licensing does not transfer any right in relation to intellectual property in the Software. Acknowledge and agree that all rights in the Software shall remain the exclusive property of ODECA S.r.l. , with the exception of those specified elsewhere in this contract. You agree that any copy of the Software shall contain the same information as property rights and copyrights that appear on and in the Software.

2. TESTING AND RECORDING . Use of the Software not perform recording is possible only in order to evaluate their performance for a period not to exceed thirty (30) days. In addition, when using a trial version of the Software, this could present limitations , to remove the limitations of unregistered copies of the Software, you must register at ODECA S.r.l. . Registration is subject to the terms specified in the documentation supplied with the Software. Before making the purchase, the user is encouraged to use the Software on his scheme and to assess carefully the usefulness and performance. The assessment test is the best guarantee to the user that the software fully meet their expectations

3. GRANT OF LICENSE . This license is for the individual computer , not the user , site or company. For example , if a person uses 2 computers , to install and use the software on both computers will have to purchase 2 licenses . The term " Use" means storing, loading, installing , executing or displaying the Software . You may not modify the Software or disable any licensing or control features of the Software, with the sole exception of the functionality can be switched off under normal operations using the Software . This license is not transferable to other systems, organizations or persons. Each activation code is a license that allows activation on a single computer. The activation code can be used multiple times to activate the software with each new installation, will be provided by the user keep the code so that it can be reused for this purpose. You may not use the activation code to activate the software on a computer other than the one for which the code has been released by ODECA S.r.l. , it will be the discretion of ODECA SRL provide an additional code to activate the software on a new computer , or on the same computer , in the event of failure or hardware upgrades that require reinstallation.

4. REVERSE ENGINEERING . The user agrees that it will not attempt to reverse engineer , modify, translate , or disassemble all or part of the Software.

5. DISCLAIMER OF WARRANTIES . THE SOFTWARE IS PROVIDED "AS IS" , WITHOUT WARRANTY OF ANY KIND . ODECA S.R.L. DISCLAIMS ALL OTHER WARRANTIES, EXPRESS OR IMPLIED, INCLUDING , WITHOUT LIMITATION , THE WARRANTIES OF MERCHANTABILITY, FITNESS FOR A PARTICULAR PURPOSE AND NON-INFRINGEMENT OF THIRD PARTY RIGHTS . SOME JURISDICTIONS DO NOT ALLOW THE EXCLUSION OF IMPLIED WARRANTIES, THE ABOVE LIMITATIONS ON HOW LONG AN IMPLIED WARRANTIES OR THE EXCLUSION OR LIMITATION OF INCIDENTAL OR CONSEQUENTIAL DAMAGES . FOR THIS , THE ABOVE LIMITATION OR EXCLUSION MAY NOT APPLY TO YOU . THIS WARRANTY GIVES YOU SPECIFIC LEGAL RIGHTS , IN ADDITION TO ANY OTHER RIGHTS WHICH VARY FROM JURISDICTION TO JURISDICTION .

The Software automatically references and displays links to web services and information accessible via the Internet. ODECA SRL has no control over these sites and the information they contain and makes no warranties with respect to the following points , which are listed by way of example and not exclusively : (a) accuracy, availability, completeness , updating, content , validity or quality of sites and information, or (b) or unexpected content that is obscene or offensive . The user acknowledges and agrees that ODECA SRL makes no warranties with respect to the information or websites that you can view or which can be accessed through the Software.

6 . AWARDS TO OTHERS. Portions of the Software utilize or include third party software and other material subject to copyright . The use of such material is governed by the terms of their license agreements.

7 . PERSONAL INFORMATION AND PRIVACY POLICY OF ODECA SRL

7.1 Policy of privacy. Personal information provided to ODECA SRL during the ordering process and registration are used by ODECA S.r.l. only for internal purposes. ODECA SRL uses the information gathered to seek the views of users and improve the software . Unless expressly provided in this EULA , ODECA S.r.l. undertakes not to disclose any personal information to third parties without explicit consent, except in cases provided by law or by this Agreement , or where necessary to protect ODECA S.r.l. or its agents . ODECA SRL is expressly authorized by you to disclose personal information to private entities , law enforcement or government officials as it deems necessary or appropriate in order to conduct investigations , resolve possible problems or as otherwise required by law.

Marketing 7.2 standard . ODECA SRL We reserve the right to identify you as a customer of the public ODECA S.r.l. and to use its name and its credentials in an appropriate and acceptable within the standard marketing promotions . Marketing promotions and acceptable standard include, but not limited to : customer lists, success stories , press releases, surveys , interviews , trade publications , presentations and promotions on television and the web, and so on. Nothing contained in this Section 7.2 may be a requirement for the user to disclose to third parties confidential or proprietary information . In addition, the user has the right not to accept the provisions of Section 7.2 by writing a special request to ODECA S.r.l. .

7.3 Notifications via email. The user agrees to receive from ODECA srl , via email or similar technology , communications relating to the Software as well as other products, services, or software that may be provided in the future by or on behalf of ODECA S.r.l. . If you do not wish to receive communications from ODECA srl , you can cancel the subscription at any time by following the instructions in the email receipt from ODECA S.r.l. or by writing to the appropriate application ODECA S.r.l. .

8 . SEVERABILITY. In the event of invalidity of any provision of this license agreement, the parties agree that the other parts of the contract will remain valid.

9 . EXCLUSION OF LIABILITY FOR CONSEQUENTIAL DAMAGES. ODECA S.R.L. NOT ' BE LIABLE TO YOU FOR ANY DAMAGES OF ANY KIND, CONSEQUENTIAL, SPECIAL , INCIDENTAL OR CONSEQUENTIAL DAMAGES, RESULTING FROM THE DELIVERY , PERFORMANCE, OR USE THE SOFTWARE, EVEN IF ODECA SRL HAS BEEN ADVISED OF THE POSSIBILITY OF SUCH DAMAGES . THE LIABILITY OF ODECA S.R.L. FOR ANY CLAIM ARISING IN CONTRACT , TORT OR ANY OTHER THEORY OF LIABILITY IN NO EVENT SHALL NOT EXCEED THE LICENSE FEE , IF ANY, PAID BY YOU .

10 . GENERAL PROVISIONS . These provisions constitute the entire license agreement between the user and ODECA S.r.l. and cancels all previous agreements, written or oral , regarding such subject matter of this EULA. The invalidity or unenforceability of any part of this EULA shall not affect the validity of the remaining provisions which shall remain valid and enforceable according to the terms stated above. This EULA will automatically terminate in the event of non-compliance with the conditions set forth herein . ODECA S.r.l. , in its sole discretion, reserves the right to modify at any time in writing this EULA .